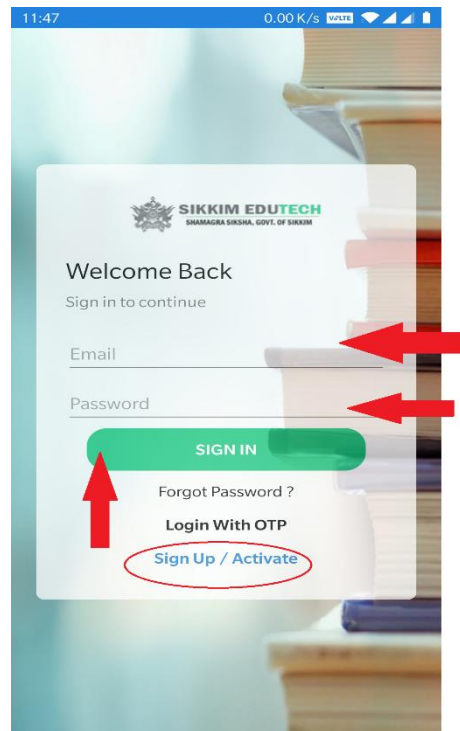


USER MANUAL

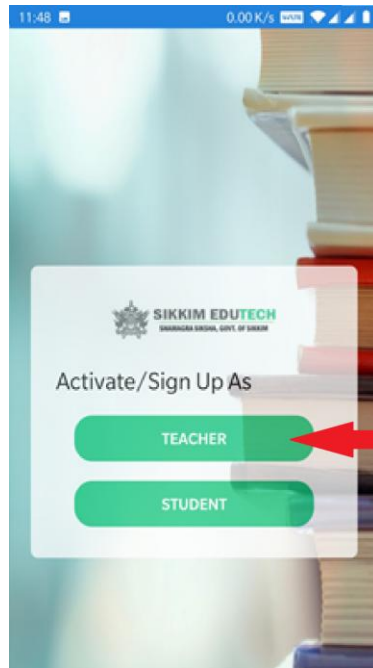
The following user manual will assist the user to use the **Sikkim Edu-tech Mobile app** with ease.

1. LOGIN – TEACHERS

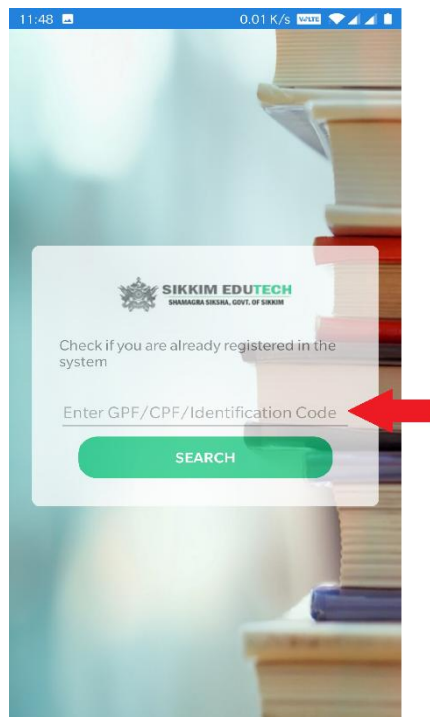
- First, teachers have to go to the **“Playstore”** and install **“Sikkim Edu-Tech Mobile App”** on their respective mobile phones.
- Once the app is installed successfully, you can go ahead and open the mobile app.



- The teachers who has their login credentials can directly enter their **“email id and password”** and click on the **“Sign in”** button.
- For new users, you can click on **“Sign-up/ Activate”** button.
- Once you click on **“Sign-up/Activate”** button, it will take you to the following page, as shown in the figure below.

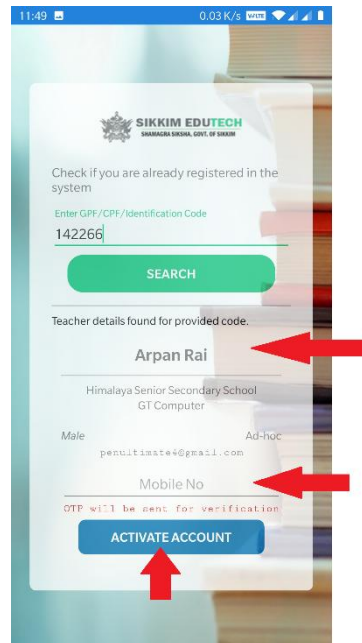


- Here you need to click on **“Teacher”**.

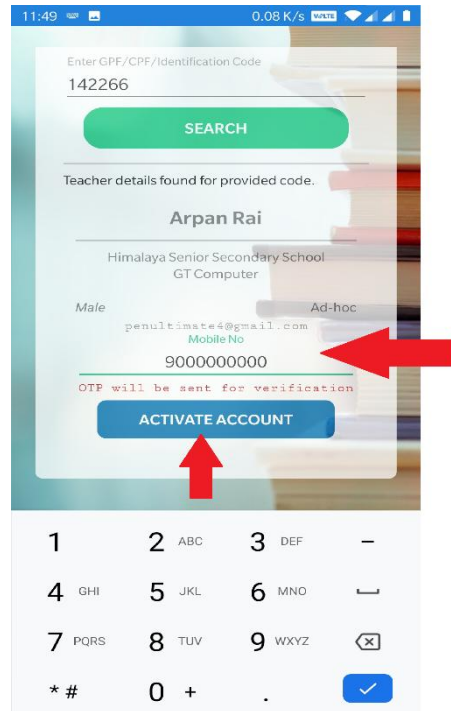


- After you click on Teacher, it will take you to the following screen, as shown in the figure above.

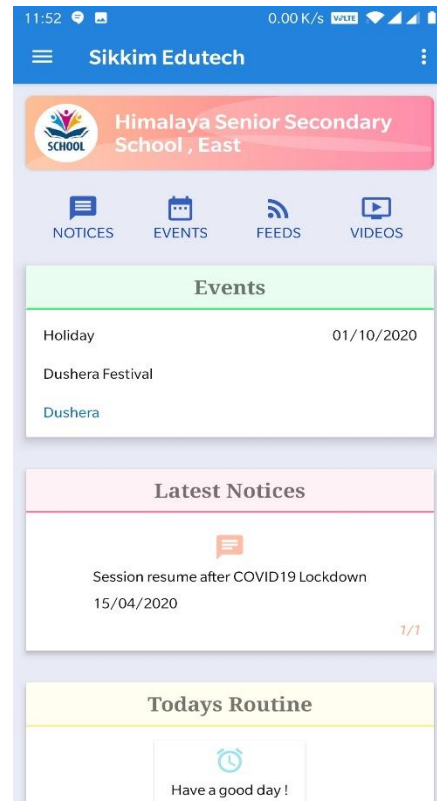
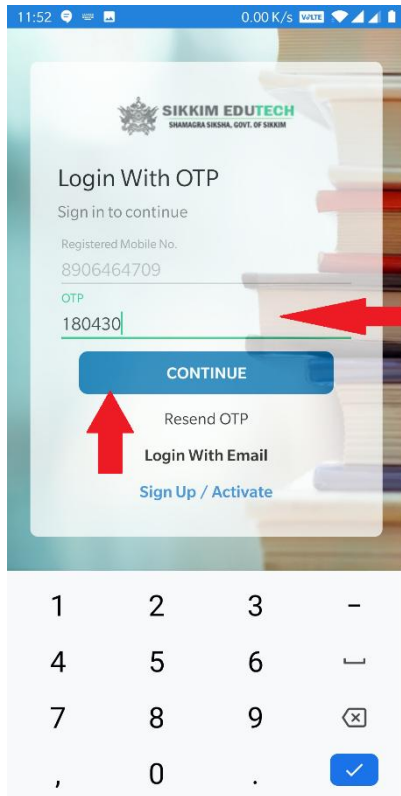
- Here you need to enter the **“GPF/CPF/Identification Code”** and click on the **“Search”** button.



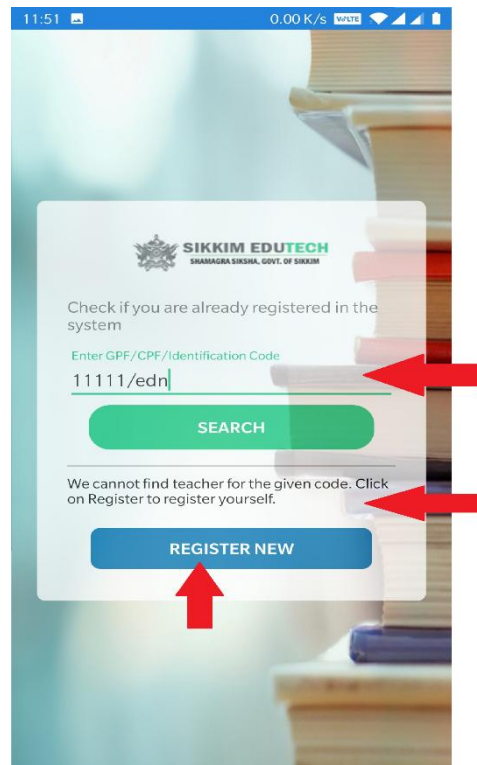
- If the user is already registered, then it will show the users' name as shown in the figure above.
- All you need to do now is to enter your **“registered mobile number”** and click on **“Activate Account”**.



- Once you click on the **“Activate Account”** button an **OTP** will be sent out to your registered number.
- All you have to do now is enter the **OTP** received on your mobile number and then press on **“Continue”**.



➤ You will be now successfully logged in into the “Sikkim Edu-tech Mobile App”.



- But if the teacher details cannot be found, then you need to click on **“Register New”** button.

11:50 0.00 K/s 4G LTE

SIKKIM EDUTECH
SHIMLAGA SIKKIM, GOVT. OF SIKKIM

Teacher Registration

Provide the details to register

GPF/CPF/Identification Code
11111/edn

School

Name

Gender: Male Employment Type: Permanent

Designation

Mobile No. ←

OTP will be sent for verification

REGISTER ↑

Cancel

- On this registration page, shown in the figure above, you need to enter all the details and then click on **“Register”** button.
- As soon as you click on the **“Register”** button an **OTP** will be sent out to your registered mobile number.
- You can enter the **OTP** received and successfully login to the **“Sikkim Edu-Tech Mobile App”**.

